

Climate Ready Classrooms (CRC) Primary Information



Aims of the CRC Primary course:

- Develop an understanding of the basics of climate change, biodiversity and climate justice.
- Identify opportunities to take action.
- Facilitate active citizenship.
- Support attainment of LfS targets.



How do we do this?:

- Support to educators in advance to pupils' course.
- Online delivery of three workshops.
- Multiple in-class activities.
- Sense of community by multiple classes/schools taking part together.
- Class action plan.
- Resources and activities to take lesson further.



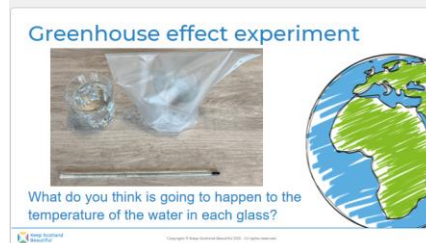
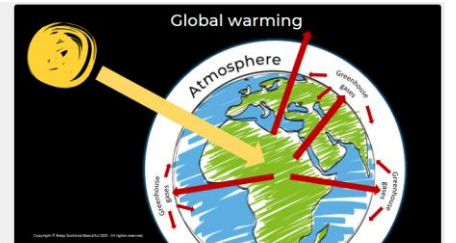

Support to educators:

- Teacher guidance and templates made available in advance.
- CPD session developed by Scotdec and WOSDEC in partnership with KSB (online).
- CPD: Overview of the pupils' session and activities.
- CPD: Resources and ideas to take forward education on climate justice and global citizenship, including folder with activities and lessons plans.



Workshop 1: Climate Change

- 30 mins.
- Content: Greenhouse effect; global warming; sources of greenhouse gases; examples of local impacts.
- Activities: Layering up; greenhouse effect experiment; greenhouse gases hunt.



Workshop 2: Biodiversity

- 25 mins.
- Content: What is biodiversity; interconnection and interdependence of species; climate change and biodiversity.
- Activities: Web of life: matching activity and string activity; scavenger hunt.

The image displays a grid of 8 presentation slides from a workshop. The slides are arranged in two columns and four rows. The top-left slide is a title slide for 'Climate Ready Classrooms Workshop 2'. The top-right slide is a 'Please share...' slide with a list of 1 thing you found that. The second row contains two slides: one with true/false questions about climate change and a globe, and another with a sad face globe surrounded by icons of environmental damage. The third row contains two slides: one with a list of topics to be covered (Climate Change, Biodiversity, Taking Action) and a globe, and another titled 'What is Biodiversity?' with a collage of nature images and a central 'Diversity on Earth' graphic. The bottom row contains two slides: one titled 'Including where everything lives' with a collage of habitats and ecosystems, and another titled 'Why is biodiversity important?' with images of a bee, a flower, and an apple.

Welcome
Climate Ready Classrooms
Workshop 2

Please share...

1 thing you found that

- Is currently using energy
- Was transported using fuel
- Needed energy to produce
- Needed farming to produce

What can you remember from Workshop 1?

True or False?

We could survive without greenhouse gases in our atmosphere. **False**

Human activity is causing the planet to warm up and our climate to change. **True**

We can predict the exact effects of climate change in Scotland. **False**

What are we going to do today?

1. Climate Change
2. Biodiversity
3. Taking Action

What is Biodiversity?

Diversity on Earth

Including where everything lives

habitats and ecosystems

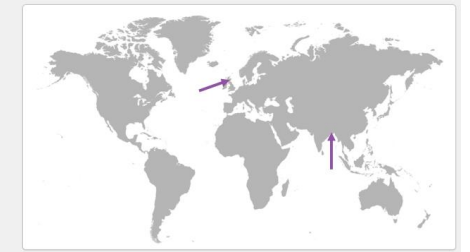
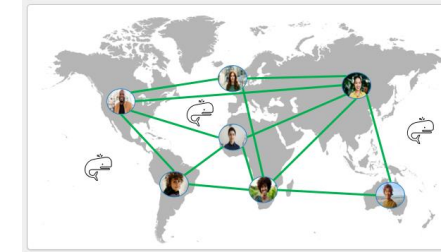
Why is biodiversity important?

Workshop 3: Taking Action

- 35 mins.
- Content: Unfairness of climate change; adaptation; mitigation.
- Activities: Action plan.
- Plus: final short closure/ feedback meeting, 40 mins after Workshop 3.

What does taking action on climate change look like?

Web of life activity:



Can we do it? Yes we can!



How to get started?

How to get started?

Scheduling options:

- CPD session: 1 hr 20 min
- Pupil session options:
 - Full-day (9.30am-3pm):
 - Workshop 1: 9.30am
 - Workshop 2: 11am
 - Workshop 3: 1.30pm plus 2.45pm
 - Or
 - Workshops spread over separate days.

